



Important Details

The Incite™ Air Motor (102-2883)

- is only intended for dental treatment of patients.
- is according to relevant national regulations as a medical device.

These provisions indicate, that

- applicable accident prevention regulations and health and safety regulations must be observed.
- only a competent user is allowed to use the product according to this instruction.
- only faultless work equipment is to be used.
- any contamination from the product must be avoided.
- patients, users and third parties are to be protected from danger.



Technical Facts

Incite™ Low Speed Motor Set Input

speed: 5.000 - 20.000 rpm

Air input: 2,2 - 2,8 bar

Air use: up to 60NI/ min.

Connection: 2-/ 4-hole standard connection, INTRAmatic connector

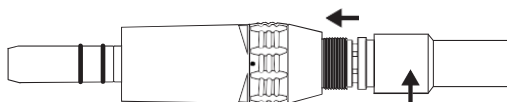
Meaning of Symbols

REF	SN				
Item No.	Serial No.	Caution!	Sterilizable in an autoclave up to max. 135°C/ 275°F	Suitable for spray- and wipe disinfection	CE-Sign

Connection to the Treatment Unit



Before first use and after each use, sterilize the Air Motor. Always use dry, cleaned and decontaminated compressed air. Premature wear from contaminated and humid compressed air can shorten the lifetime of the product.



Place the connection of the tubing on the Air Motor and turn the thread until stop.

Checking the Compressed Air with a Manometer

Install the manometer between tubing and Air Motor. The following values should be displayed:

Forced Air (F.A./ T.R.)	=	2,2 - 2,8 bar
Return Air (R.A./ R.L.)	<	1,1 bar
Water (W.)	=	0,8 - 2,5 bar
Spray Air (S.A./ Spr.L.)	=	1,0 - 4,0 bar

Connecting to the INTRAmatic-connection of Handpieces

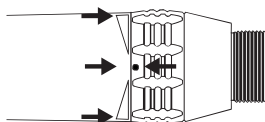


Place the handpiece on the Air Motor until it audibly locks in place.



In order to avoid damage to the driver, do not attach or release the Air Motor while the handpiece is in movement.

Speed Control/ Change Direction of Rotation



Turn the control ring to change the speed and the rotation direction.

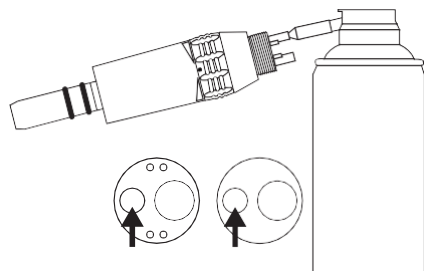
Disinfection

The Incite™ Air Motor can be disinfected externally. Only use DGHM listed chemical disinfectant for spray and wipe disinfection.



Don't place the Air Motor in disinfectant baths. Results are malfunctions.

Lubrication with Oil



Use "Safco Handpiece Premium Service Oil (102-3700)" for care and lubrication. Remove the Air Motor from the tubing, attach the enclosed Vector oil adapter on the oil can and spray for 1-2 seconds in the smaller one of the two large pipelines (see drawing).

Sterilization

Sterilize the Incite™ Air Motor in an autoclave up to max. 135°C (2 bar) / 275°F (29 psi).



Autoclave dynamic-air-removal: 270°F 4mins; 275°F 3 mins
Autoclave using the Gravity displacement: 250°F 30 mins; 270°F 15 mins
Follow the manufacturer's instructions for use.

The prepared instrument must be stored protected germ-free from dust in a dry, dark and cool room.



Observe the expiration date of the sterilized item. No chlorine-based products and no chemical solvents or cleaning materials must be used. Do not use dryer (post-heat). Do not sterilize the packing box.



Caution

Stop working with the contra angle handpiece by higher and irregular running noise, significant vibrations, overheating, and optical damaging. Please contact in these cases an authorized by the manufacturer repair center or your dental-depot.

Warranty

Safco Dental Supply LLC provides the end user a warranty for proper function, immaculate material and workmanship for the period 12 months after purchasing. Relevant for this is the invoice date.

In case of justified complaints Safco Dental Supply LLC carries out a free repair or a possible free replacement. This will be decided by Safco Dental Supply.

Other claims of any kind, in particular damage compensation are excluded. In the event of default, gross negligence or intent, this shall only apply unless there are compelling legal regulations.

Safco Dental Supply LLC is not liable for defects and their consequences that have arisen whose arising may be due to natural wear, improper handling, improper cleaning, or maintenance, non-compliance with operating or manual instructions, calcination or corrosion, contaminated air and water supply or chemical or electrical influences that are unusual or not permitted according to Safco's instruction for use or to other manufacturer's instructions.

The warranty does usually not cover lamps, light conductors made of glass fibers, glassware, rubber parts and the color fastness of plastic parts. All liability is excluded if defects or their consequences arise because of interventions or modifications on the product by the end user or by a third party not authorized by Safco Dental Supply LLC.

Warranty claims will only be accepted if the product is submitted with a proof of purchase in the form of an invoice or a copy of the delivery note. Dealer, purchase date, model and serial number must be clearly visible.

Distributed by:

Safco Dental Supply LLC
1111 Corporate Grove Dr.
Buffalo Grove, IL 60089

Phone: 800-621-2178
Fax: 800-899-9954
Web: www.Safcodental.com